

NIBCO[®] PressG[™] Fittings



Visit our website for the most current information.

Applications Chart


Types of Service	Comments	Pressure	Temperature	Compatible with HNBR Seal
Fuel, Oil and Lubricant				
Heating Fuel Oil		125 PSI	-40°F to 180°F	●
Diesel Fuel	Compliant with NFPA 30 and 30A			●
Liquid Propane Gas, Liquid Butane Gas	Compliant with CSA LC4	125 PSI	-40°F to 180°F	●
Kerosene		125 PSI	68°F	●
Lube Oil		200 PSI	-40°F to 180°F	●

Gases				
Compressed Air		200 PSI		●
Natural Gas	Compliant with CSA LC4	125 PSI	-40°F to 180°F	●
Oxygen - O ₂ (non-medical)	Keep Oil and Fat Free/Non-Liquid O ₂	140 PSI	Up to 140°F	●
Nitrogen - N ₂		200 PSI		●
Carbon Dioxide - CO ₂	Dry	200 PSI		●
Argon		200 PSI		●
Corgon		200 PSI		●
Hydrogen - H ₂		125 PSI		●
Vacuum		Max 29.2 inches of Mercury - Hg		●

In compliance with National Fuel Gas Code, NFPA 54, this product is not to be used for service applications where the gas contains more than an average of 0.3 grains of hydrogen sulfide per 100 scf of gas (0.7mg/100 l).


Visit our website for the most current information.

ADAPTERS



PCH603
Adapter P x F – Wrot


NOM. SIZE	APPROX. NET WT./LBS.	DIM. A INCHES
1/2	.103	13/16
1/2 x 3/8	.081	21/32
3/4	.159	27/32
1	.237	15/16
1 1/4	.374	11/16
1 1/2	.522	11/16
2	.672	1



PCH604
Adapter P x M – Wrot

NOM. SIZE	APPROX. NET WT./LBS.	DIM. B INCHES
1/2	.104	7/8
1/2 x 3/8	.106	27/32
3/4	.180	11/16
1	.255	13/32
1 1/4	.467	113/32
1 1/2	.696	11/2
2	.856	17/16

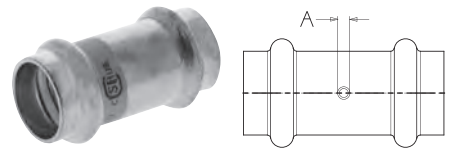
CAPS



PCH617
Cap P – Wrot


NOM. SIZE	APPROX. NET WT./LBS.	DIM. N INCHES
1/2	.046	5/32
3/4	.087	5/32
1	.124	1/8
1 1/4	.168	3/32
1 1/2	.326	3/32
2	.475	3/32

COUPLINGS



PCH600-DS
Coupling P x P – Wrot

NOM. SIZE	APPROX. NET WT./LBS.	DIM. A INCHES
1/2	.083	3/16
3/4	.157	5/32
1	.198	5/32
1 1/4	.271	5/32
1 1/2	.530	3/16
2	.691	5/32

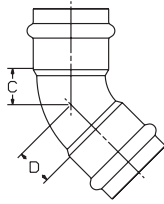


PCH600-R
Reducing Coupling P x P – Wrot

NOM. SIZE	APPROX. NET WT./LBS.	DIM. A INCHES
3/4 x 1/2	.121	1/4
1 x 1/2	.142	7/16
1 x 3/4	.184	13/32
1 1/4 x 3/4	.248	1/2
1 1/4 x 1	.233	7/16
1 1/2 x 1	.370	13/32
1 1/2 x 1 1/4	.399	9/32
2 x 1	.552	11/16
2 x 1 1/2	.662	7/16

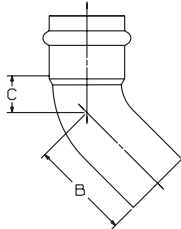
Visit our website for the most current information.

ELBOWS



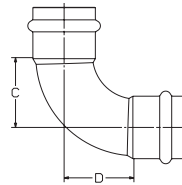
PCH606
45° Elbow P x P – Wrot

NOM. SIZE	APPROX. NET WT./LBS.	DIM. C INCHES	DIM. D INCHES
1/2	.092	3/8	3/8
3/4	.181	1/2	1/2
1	.251	5/8	5/8
1 1/4	.403	25/32	25/32
1 1/2	.723	15/16	15/16
2	1.063	13/16	13/16



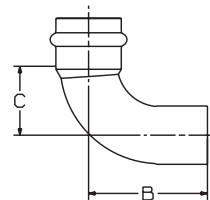
PCH606-2
45° Elbow Ftg x P – Wrot

NOM. SIZE	APPROX. NET WT./LBS.	DIM. B INCHES	DIM. C INCHES
1/2	.094	15/16	7/16
3/4	.171	113/32	17/32
1	.270	117/32	9/16
1 1/4	.417	13/4	11/16
1 1/2	.719	25/16	13/16
2	1.031	25/8	1



PCH607
90° Elbow P x P – Wrot

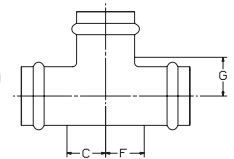
NOM. SIZE	APPROX. NET WT./LBS.	DIM. C INCHES	DIM. D INCHES
1/2	.110	23/32	23/32
3/4	.223	13/32	13/32
3/4 x 1/2	.201	11/32	15/32
1	.331	17/16	17/16
1 1/4	.528	127/32	127/32
1 1/2	.895	27/32	27/32
2	1.480	215/16	215/16



PCH607-2
90° Elbow Ftg x P – Wrot

NOM. SIZE	APPROX. NET WT./LBS.	DIM. B INCHES	DIM. C INCHES
1/2	.110	121/32	27/32
3/4	.219	27/32	11/16
1	.325	21/2	113/32
1 1/4	.490	33/32	129/32
1 1/2	.871	315/16	27/32
2	1.467	417/32	229/32

TEES

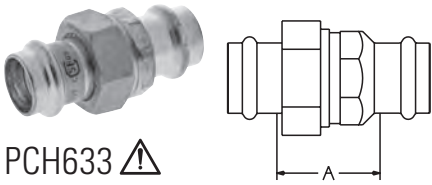


PCH611
Tee P x P x P – Wrot

NOM. SIZE	APPROX. NET WT. LBS.	DIMENSIONS INCHES		
		C	F	G
1/2	.176	23/32	23/32	15/32
3/4	.320	25/32	25/32	21/32
3/4 x 3/4 x 1/2	.276	21/32	21/32	21/32
1	.501	7/8	7/8	29/32
1 x 3/4 x 1/2	.634	13/16	11/16	15/32
1 x 3/4 x 3/4	.460	25/32	31/32	13/16
1 x 1 x 1/2	.324	21/32	21/32	7/8
1 x 1 x 3/4	.388	3/4	3/4	27/32
1 1/4	.759	1	1	15/16
1 1/4 x 1 1/4 x 1	.508	7/8	7/8	31/32
1 1/2	1.179	15/16	15/16	119/32
1 1/2 x 1 1/2 x 3/4	.740	19/32	19/32	13/32
1 1/2 x 1 1/2 x 1	.785	15/16	15/16	13/16
1 1/2 x 1 1/2 x 1 1/4	1.262	7/8	7/8	119/32
2	1.789	113/32	113/32	113/32
2 x 2 x 3/4	1.256	3/4	3/4	11/2
2 x 2 x 1 1/2	1.770	11/8	11/8	11/2

Visit our website for the most current information.

UNIONS



PCH633 ⚠️
Union P x P – Wrot

NOM. SIZE	APPROX. NET WT./LBS.	DIM. A INCHES
1/2	.386	1 ⁵ / ₁₆
3/4	.527	1 ⁹ / ₃₂
1	.810	1 ¹¹ / ₃₂
1 1/4	1.093	1 ¹⁹ / ₃₂
1 1/2	1.715	1 ²¹ / ₃₂
2	2.394	1 ²⁷ / ₃₂

ACCESSORIES



HNBR Seal (**leak detection**)

SIZE	PART No.	
1/2	T048353 PP	Leak Detect
3/4	T048355 PP	Leak Detect
1	T048357 PP	Leak Detect
1 1/4	T048359 PP	Leak Detect
1 1/2	T048361 PP	Leak Detect
2	T048363 PP	Leak Detect

NOTE: Do NOT use with PC-FP600A-LF



Press Installation Gauge

SIZE	PART No.
1 1/2 - 2	K700001PC

⚠️ WARNING: This product can expose you to chemicals including lead, which is known to the State of California to cause cancer and birth defects or other reproductive harm. For more information go to www.P65Warnings.ca.gov.

Visit our website for the most current information.